



# Comfort

## Pain Assessment

---

### Post-Assessment

#### Question Set 1

1. Dull and aching commonly describe which type of pain:
  - a. visceral
  - b. somatic
  - c. neuropathic
  - d. nociceptive
  - e. all of the above
  - f. none of the above
  
2. Shooting, burning and tingling describe which type of pain:
  - a. visceral
  - b. somatic
  - c. neuropathic
  - d. nociceptive
  - e. all of the above
  - f. none of the above
  
3. Severe usually describes which type of pain?
  - a. visceral
  - b. somatic
  - c. neuropathic
  - d. nociceptive
  - e. all of the above
  - f. none of the above
  
4. Pain reported as “cramping, all over my lower stomach” usually describes which type of pain?
  - a. visceral
  - b. somatic
  - c. neuropathic
  - d. nociceptive
  - e. all of the above
  - f. none of the above

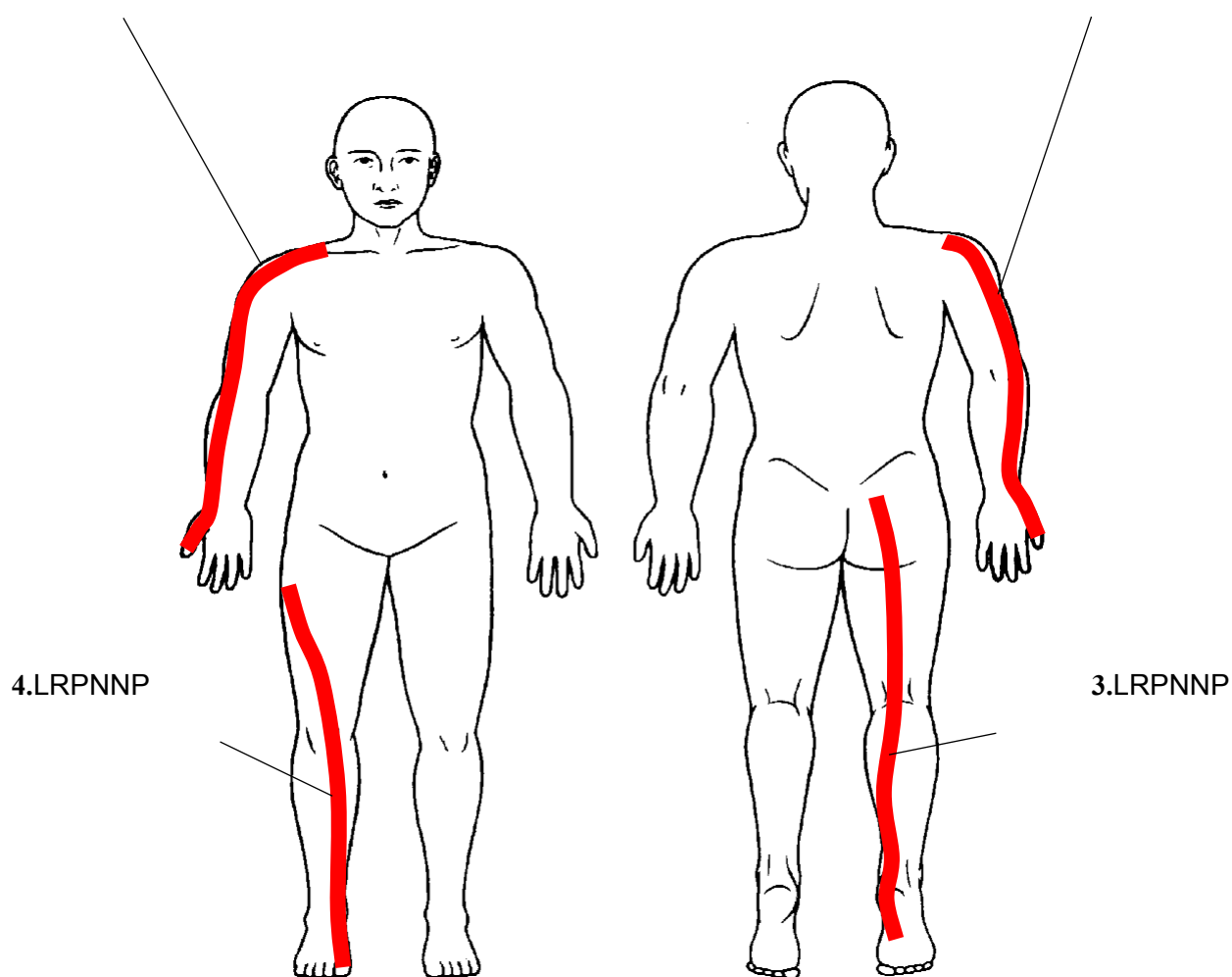
## Question Set 2

For each pain site shown on the body outline below:

- Circle **L** if it is a localized site, **P** if it is a projected site, or **R** if it is a referred site?
- Circle **N** if the pain is likely to be nociceptive or **NP** if it is likely to be neuropathic?

1.LRPNNP

2.LRPNNP

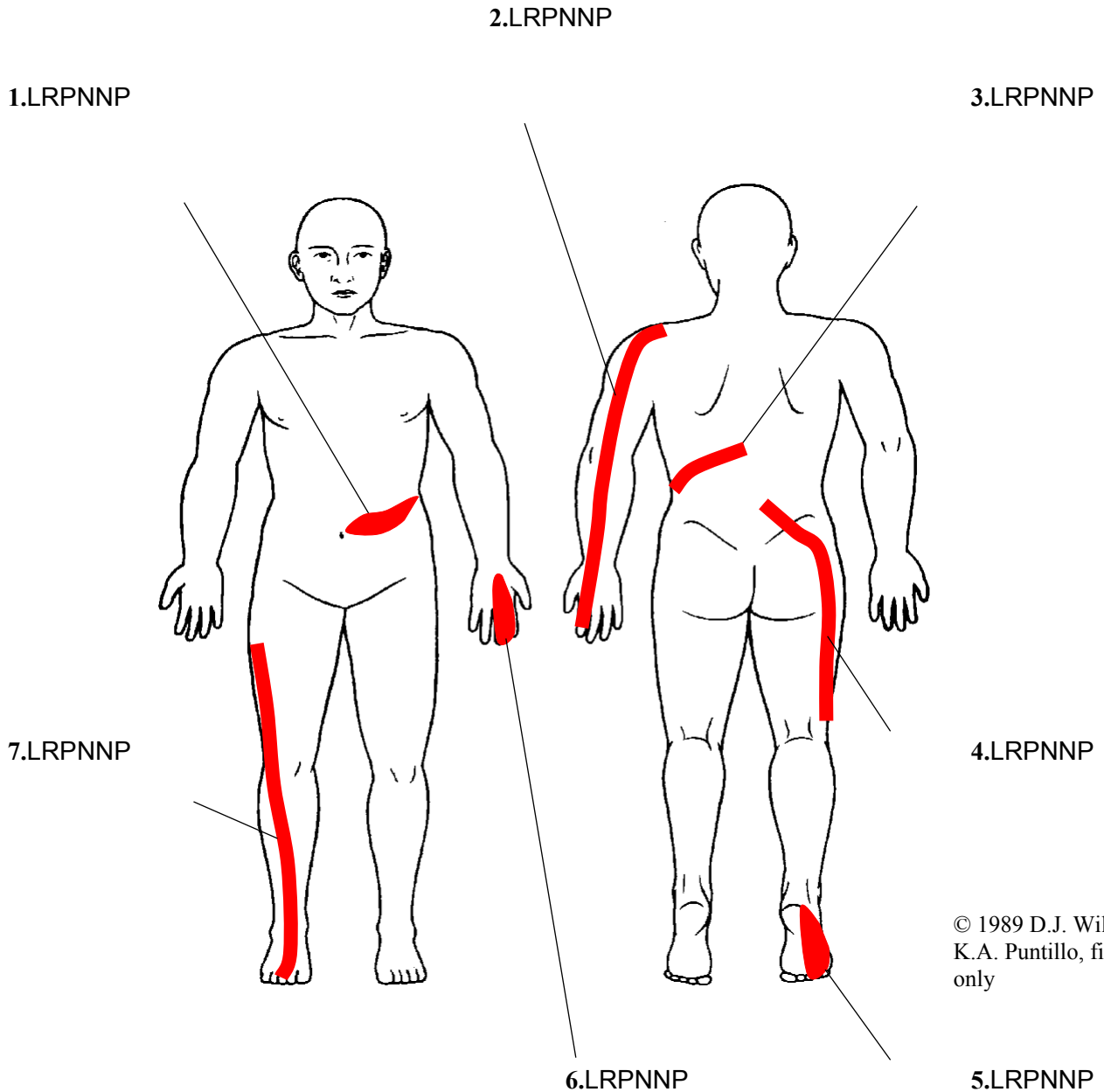


© 1989 D.J. Wilkie & K.A. Puntillo, figure only

**Question Set 3**

For each pain site shown on the body outline below:

- a. Circle **L** if it is a localized site, **P** if it is a projected site, or **R** if it is a referred site?
- b. Circle **N** if the pain is likely to be nociceptive or **NP** if it is likely to be neuropathic?



© 1989 D.J. Wilkie & K.A. Puntillo, figure only

### Question Set 4

For each pain site shown on the body outline below:

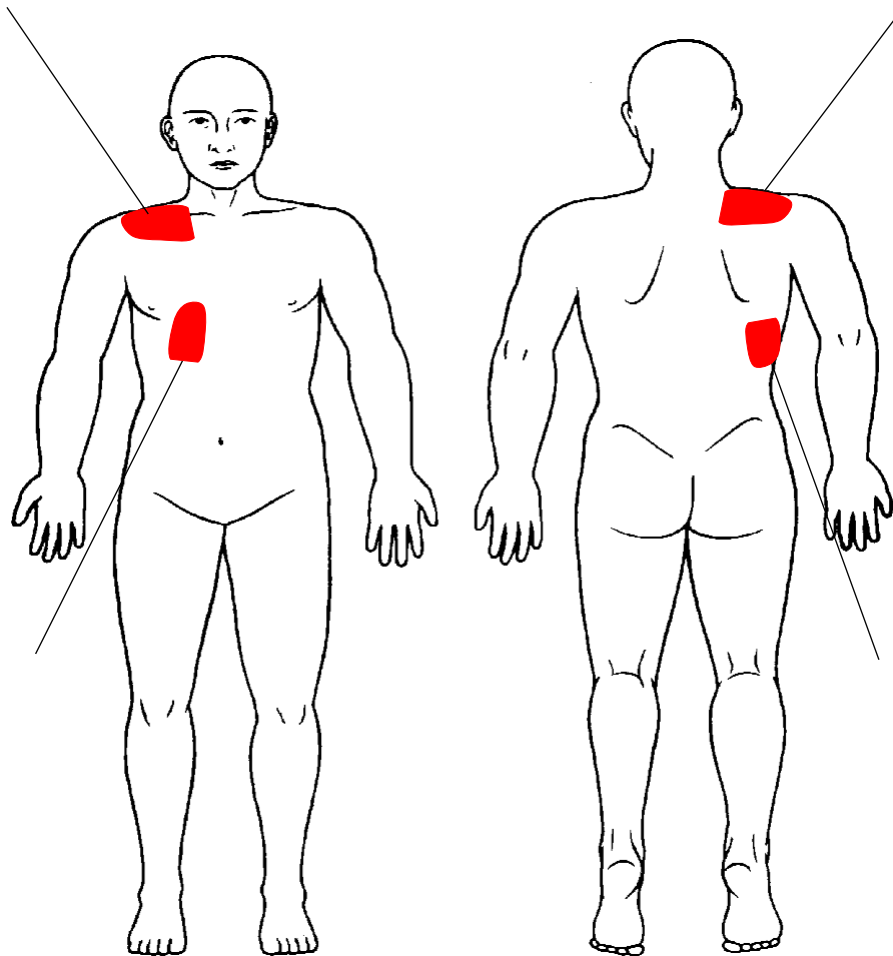
- Circle **L** if it is a localized site, **P** if it is a projected site, or **R** if it is a referred site?
- Circle **N** if the pain is likely to be nociceptive or **NP** if it is likely to be neuropathic?

1.LRPNNP

2.LRPNNP

4.LRPNNP

3.LRPNNP

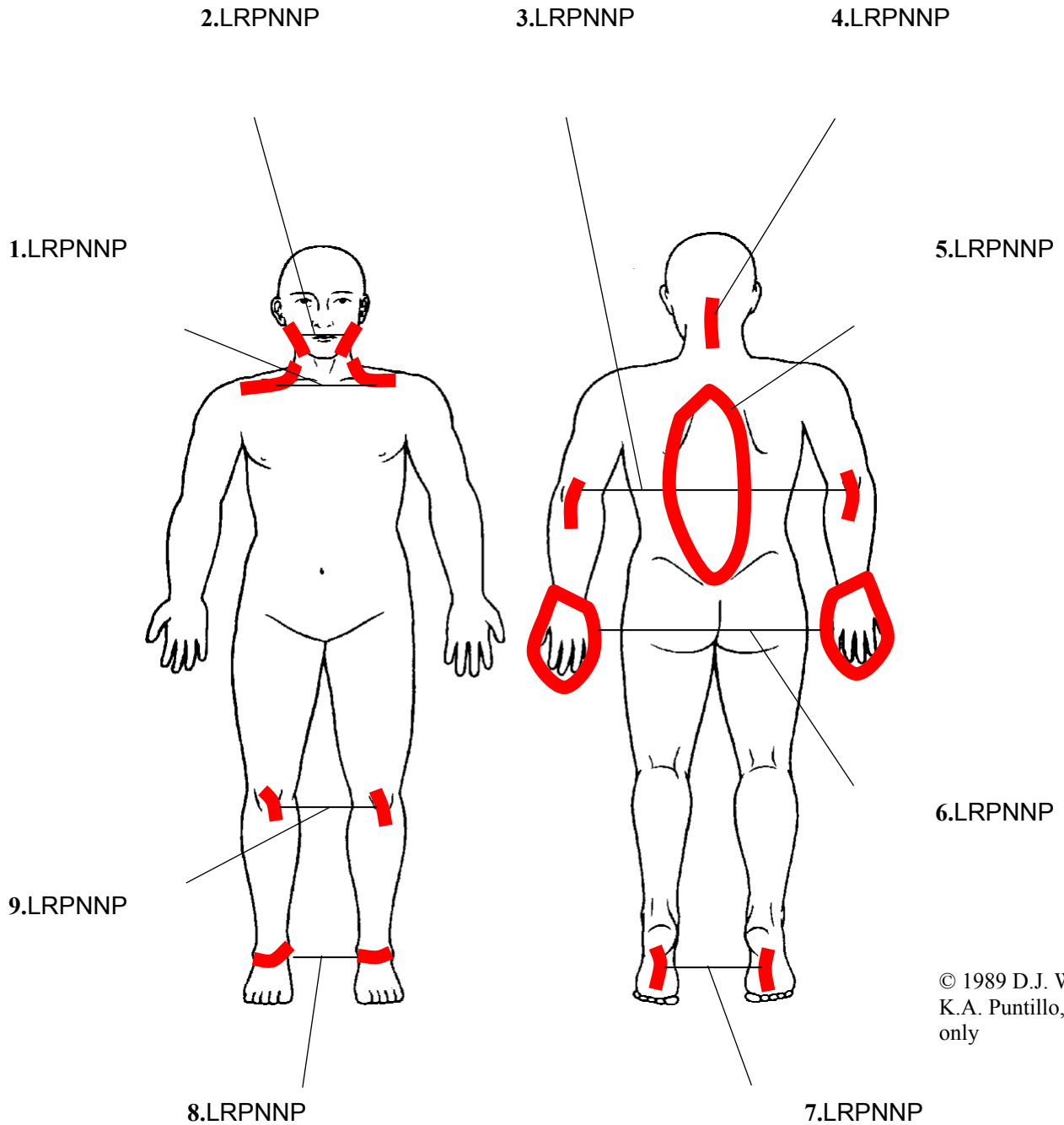


© 1989 D.J. Wilkie &  
K.A. Puntillo, figure  
only

**Question Set 5**

For each pain site shown on the body outline below:

- a. Circle **L** if it is a localized site, **R** if it is a referred site, or **P** if it is a projected site?
- b. Circle **N** if the pain is likely to be nociceptive or **NP** if it is likely to be neuropathic?



© 1989 D.J. Wilkie & K.A. Puntillo, figure only

**Answers: Question Set 1**

1. Dull and aching commonly describe which type of pain:

**Answer:** d) nociceptive

2. Shooting, burning and tingling describe which type of pain:

**Answer:** c) neuropathic

3. Severe usually describes which type of pain?

**Answer:** e) all of the above

Any type of pain can be severe.

4. Pain reported as “cramping, all over my lower stomach” usually describes which type of pain?

**Answer:** a) visceral

**Answers: Question Set 2**

For each pain site shown on the body outline below:

- a. Circle **L** if it is a localized site, **P** if it is a projected site, or **R** if it is a referred site?
- b. Circle **N** if the pain is likely to be nociceptive or **NP** if it is likely to be neuropathic?

1. **Answer:** a. P; b NP

2. **Answer:** a. P; b NP

3. **Answer:** a. P; b NP

4. **Answer:** a. P; b NP

**Answers: Question Set 3**

For each pain site shown on the body outline below:

- a. Circle **L** if it is a localized site, **P** if it is a projected site, or **R** if it is a referred site?
- b. Circle **N** if the pain is likely to be nociceptive or **NP** if it is likely to be neuropathic?

1. **Answer:** a. P; b NP

2. **Answer:** a. P; b NP

3. **Answer:** a. P; b NP

4. **Answer:** a. P; b NP

5. **Answer:** a. P; b NP

6. **Answer:** a. P; b NP

7. **Answer:** a. P; b NP

**Answers: Question Set 4**

For each pain site shown on the body outline below:

- a. Circle **L** if it is a localized site, **P** if it is a projected site, or **R** if it is a referred site?
- b. Circle **N** if the pain is likely to be nociceptive or **NP** if it is likely to be neuropathic?

1. **Answer:** a. R; b N
2. **Answer:** a. R; b N
3. **Answer:** a. R; b N
4. **Answer:** a. R; b N

### **Answers: Question Set 5**

For each pain site shown on the body outline below:

- a. Circle **L** if it is a localized site, **P** if it is a projected site, or **R** if it is a referred site?
- b. Circle **N** if the pain is likely to be nociceptive or **NP** if it is likely to be neuropathic?

1. **Answer:** a. R; b N
2. **Answer:** a. R; b N
3. **Answer:** a. L; b N
4. **Answer:** a. L; b N
5. **Answer:** a. L; b N
6. **Answer:** a. L; b N
7. **Answer:** a. L; b N
8. **Answer:** a. L; b N
9. **Answer:** a. L; b N